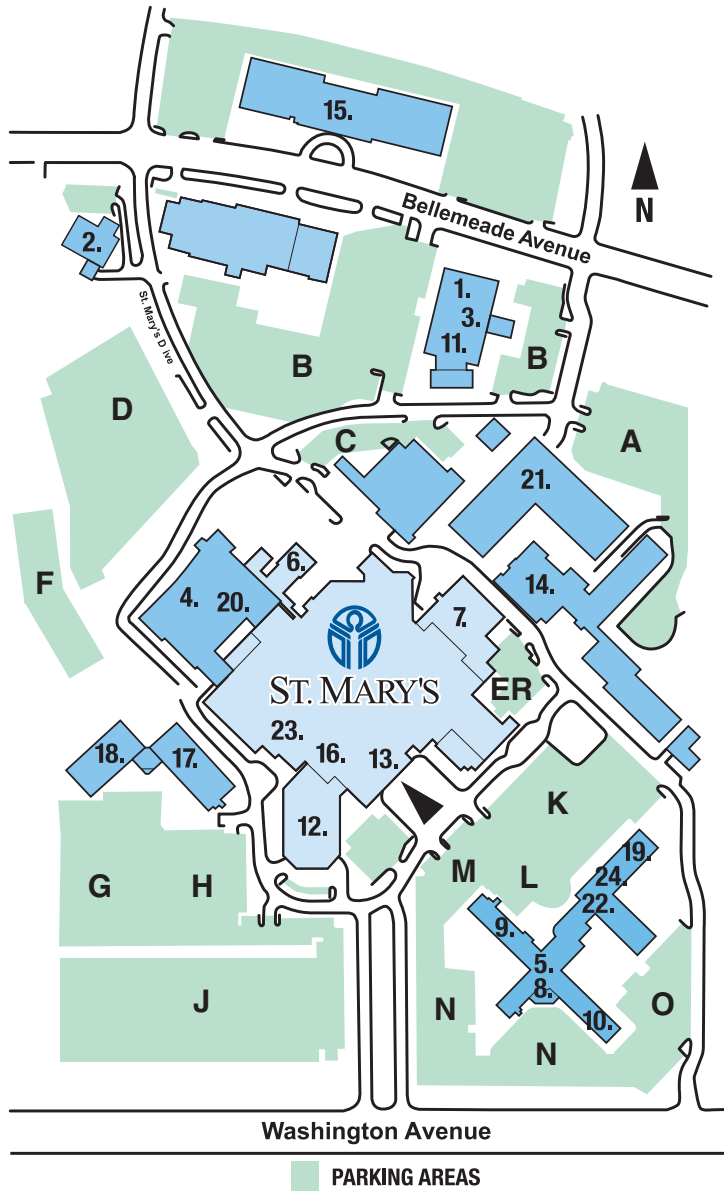
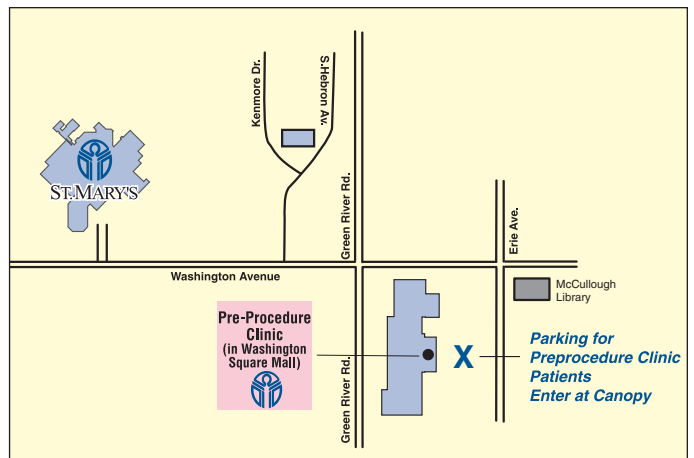
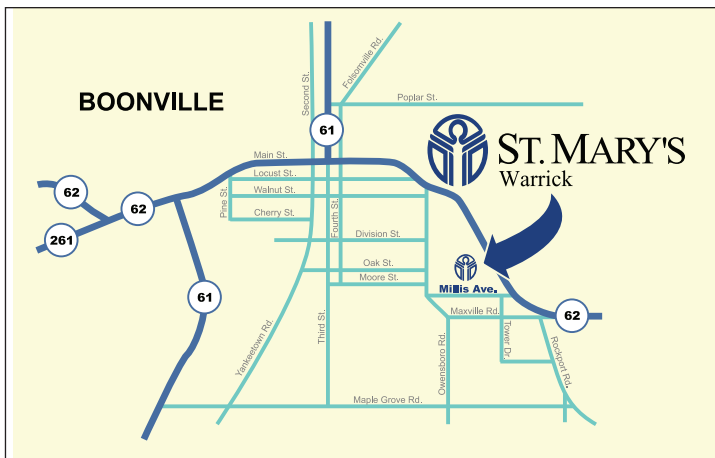




ST. MARY'S CAMPUS MAP



1. Bellemeade Medical Office Building
3801 Bellemeade Ave.
2. Breast Center
3. Cancer Center
4. Center For Advanced Medicine
5. Center For Children
6. Chapel
7. Emergency
8. Family Medicine Center
9. Foundation
10. Health Matters Fitness Center
11. Hope Resource Center
12. Hospital For Women & Children
13. Hospital Main Entrance
14. Manor Building/
Auditorium
15. Medical Arts Building
16. Medical Equipment
17. Medical Office Building
East - 801 St. Mary's
Drive
18. Medical Office Building
West - 801 St. Mary's
Drive
19. Mental Health Services
20. Ohio Valley HeartCare/
St. Mary's Heart
Institute
21. Parking Garage
22. Rehabilitation Institute
23. Same Day Surgery
24. Sleep Disorders
Center





ST. MARY'S

3700 Washington Avenue
Evansville, IN 47750
812-485-4000



From North of Evansville:

Take Highway 41 south to Washington Avenue. Turn left and head east on Washington Avenue. The entrance to St. Mary's Medical Center is on the left.

From Northeast of Evansville:

Take Interstate 64 west to the Highway 41 south exit. Take Highway 41 south to Washington Avenue. Turn left and head east on Washington Avenue. The entrance to St. Mary's Medical Center is on the left.

From East of Evansville:

Take Highway 66 (Lloyd Expressway) west to the Green River Road exit. Turn left and head south on Green River Road. Turn right on Washington Avenue. The entrance to St. Mary's Medical Center is on the right.

From South of Evansville:

Take Highway 41 north to Washington Avenue. Turn right and head east on Washington Avenue. The entrance to St. Mary's Medical Center is on the left.

From Northwest of Evansville:

Take Interstate 64 east to the Highway 41 south exit. Take Highway 41 south to Washington Avenue. Turn left and head east on Washington Avenue. The entrance to St. Mary's Medical Center is on the left.

From West of Evansville:

Take Highway 66 (Lloyd Expressway) east. Turn right onto Vann Avenue. Go south to Washington Avenue. Turn left and head east on Washington Avenue. The entrance to St. Mary's Medical Center is on the left.

REV. 03/2008